

From Our Gardens to Yours . . .

EMPIRE GARDENS

2010

SHADE & ORNAMENTAL TREES

Bulbs

Vines

Roses

Shrubs

Annuals

Perennials

Fruit Trees

Shade Trees

Fruit Shrubs

Garden Seeds

Evergreen Trees

Evergreen Shrubs

Flowering Shrubs

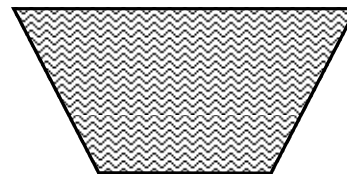
Ornamental Trees

Ornamental Grasses

Landscaping Materials

Garden Accessories

Mulches



EMPIRE LANDSCAPING, INC.

2259 Meridian Rd.

Victor, MT 59875-9662

406-642-6500

USDA PLANT HARDINESS ZONES

Zone	Temp. (F)
1	Below -50
2	-50 — -40
3	-40 — -30
4	-30 — -20
5	-20 — -10

List is current as of 3/1/2010.

Depending on availability,
subject to change.



Serving the Bitterroot Valley since 1985

Empire Gardens

EMPIRE'S UNCONDITIONAL GUARANTEE

- We will replace any plant that dies within one year of date of purchase. Roses are guaranteed for 90 days from date of purchase. Annuals and sale plants are excluded from such guarantee.
- Always return the plant with your sales receipt for a replacement or an equally priced substitute.
- No cash refunds.

ASH


♣ **AUTUMN BLAZE WHITE** [H: 50-60' x S: 25-30' Zone: 3] **G**
 One of the very hardiest white ashes. Fast upright growth. Nice, purple fall color & a light seed crop. Good oval form.

♣ **AUTUMN PURPLE WHITE** [H: 55-60' x S: 40' Zone: 3] **G**
 Rounded, fast growing tree that tolerates moist conditions. Glossy green foliage turns deep purple in fall. Excellent tree for street & lawn.

♣ **MANCANA** [H: 40-50' x S: 20-25' Zone: 3] **G**
 Dense, oval crown tree. Green foliage & yellow fall color. Male, seedless selection, transplanted easily. Tolerant of both drought & excess moisture. Great xeriscape plant with no serious disease problems.

♣ **PATMORE GREEN** [H: 50-60' x S: 35' Zone: 2] **G**
 Upright branching w/ an oval head. Shiny green foliage & yellow fall color. Seedless cultivar of native Green Ash develops an elliptical crown, more uniform and symmetrical than some other cultivars. Extremely hardy, it has shown no disease and only minor insect problems. Excellent choice for street use.


ASPEN

♣ **QUAKING** [H: 60-80' x S: 30' Zone: 2] **G**
 Pyramidal in youth, rounded at maturity. Deep green foliage turns gorgeous yellow in fall. Bark greenish to white. Small leaves move in the slightest breeze. Indifferent to soil conditions. Can be found in moist, shallow, rocky or clay soils. Excellent for naturalizing. Give acid fertilizer in spring. 


♣ **SWEDISH COLUMNAR** [H: 40-60' x S: 10-15' Zone: 2] **G**
 Fastigiated form of European Aspen. Fast growing. Toothed, dark green thick leaves on nearly vertical branches. Yellow fall color. Reddish Catkin flowers in spring.


BIRCH

♣ **EUROPEAN WEeping** [H: 40-50' x S: 30' Zone: 3] **G**
 Very attractive tree with silvery white bark & Pendulous branches. Yellow fall color. Best in moist, well drained, sandy or loamy soils. Needs lots of irrigation.

♣ **HERITAGE** [H: 45-50' x S: 30-35' Zone: 4] **G** 
 Oval. Glossy green foliage turns golden yellow in fall. Exfoliating bark, lighter bark color than River Birch, ranging from tan to creamy white to parchment white. Vigorous grower. Tolerates wet, poorly drained soils; but does well in upland soils. Resistant to bronze birch borer.

♣ **NORTHERN SELECT PAPER** [H: 40' x S: 25' Zone: 2] **G**
 Hardy birch selected from Northern Saskatchewan, noted for its good form and striking white bark.

♣ **PAPER** [H: 40' x S: 30' Zone: 2] **G** 
 Loosely pyramidal shape at youth & an oval rounded crown at maturity. Deep green foliage turns excellent yellow in fall: an outstanding landscape feature. Very hardy. The most permanent and desirable of all the white-barked Birches. Beautiful reddish brown stems at youth & a perfect chalk-white when older. Needs lots of water. Clumps have three or more stems.



♣ **RIVER** [H: 40-50' x S: 30-40' Zone: 4] **G** 
 Dark green foliage turns golden yellow in fall. Resistant to bronze birch borer. An attractive rounded tree with tan colored exfoliating bark. Adapts well to wet soil conditions. Clumps will have three or more stems. Upright oval.

♣ **YOUNG CONTORTED Weeping** [H:10-15'xS:15-20' Zone: 4]**G**
 Burgundy-red spring & summer foliage. Beautiful white exfoliating bark. Tolerates moist sites.

BOXELDER

♣ **SENSATION** [H: 30' x S: 25' Zone: 4] **GE**
 Rounded form; slower, more controlled, much more uniform growth habit & better branching structure. Pleasant medium green in summer and lovely brilliant red color in fall. Male tree, so NO boxelder bugs!

CHOCKECHERRY

♣ **CANADA RED SELECT** [H: 15-20' x S: 10-15' Zone: 3] **G**  
 Dwarf form of Chokecherry native to the Rocky Mountains. Large shrub/small tree. Oval to rounded shape. Dark green foliage. Blooms in spring

SPINDLE TREE

♣ **ALDENHAMEN** [H: 10' x S: 8' Zone: 4] **GE** Filtered Shade
 In late summer prolific fruit composed of four lobed, deep pink capsules with orange seeds follow greenish-yellow, insignificant flowers. Deep green foliage on upright stems forms a large shrub or small tree.

WILLOW

♣ **FLAME** [H: 15' x S: 15' Zone: 3]
 Compact oval form. Bright orange-red stems. Bright coral fall color.

♣ **GOLDEN** [H: 65' Zone: 3] **GE**
 Highly ornamental tree. Strong & vigorous tree, highly ornamental. Rich yellow/orange new growth. Prefers wet conditions, but grows in a wide range of soil types. Provides outstanding winter color: Rich egg-yolk colored stems.

♣ **NIOBE WEeping** [H: 50' x S: 50' Zone: 4] **G**
 Fast growing, golden barked Willow with a wide spreading head & long, golden, drooping branches. Extremely graceful tree with bright green foliage and yellow fall color. Thrives in moist areas.


♣ **PRAIRIE CASCADE** [H: 35-45' x S: 35-40' Zone: 3] **G**
 Hardy weeping willow for cold climates. Glossy green foliage with golden stems and yellow color in fall. Landscape use for large properties, park areas & golf courses, where moisture is plentiful.

♣ **WHITE** [H: 75-100' x S: 50-75' Zone: 2] **G**
 Fast growing, large tree with rounded crown. Branches are low to ground. Medium green leaves turn bronze-yellow in fall. Showy male flowers. Yellowish bark, ridged & furrowed. Prefers moist soil. Good for wet sites.




USDA PLANT HARDINESS ZONES


Zone	Temp. (F)
1	Below -50
2	-50 — -40
3	-40 — -30
4	-30 — -20
5	-20 — -10

MOUNTAIN ASH♣ **OAK LEAF** [H: 30' x S: 20' Zone: 4] **G** 



Upright & oval shape with ascending branches. Dark green, lobed foliage & rust in fall. Very uniform with leaves lobed like English Oak. Orange red fruit. Fire blight resistant. Own root.

♣ **SHOWY** [H: 20-25' x S: 20' Zone: 2] **G** 

Very hardy, rounded, smaller ornamental tree with handsome foliage, spectacular white flowers & showy red fruit. Disease resistant & the hardiest of the species. Slow growing. Attracts birds.

NANNYBERRY♣ **NANNYBERRY** [H: 20' x S: 8-10' Zone: 2] **GED** 

Shiny green foliage turns purplish-red in fall. Blue-black fruits. Excellent in shade or sun. Very hardy. Head forming at 2-3 feet on a single stem. Single white flowers in spring. Tolerates many soil conditions.

OAK♣ **PIN** [H: 70' x S: 40' Zone: 5] **GE**  

Broad, pyramidal, fast grower with beautiful coppery-red fall foliage. Elegant appearance with long, slender horizontally layered branches. Leaves turn brown & hang on all winter. Prefers moist, rich, acid, well drained soil. Not tolerate alkaline soils. Great specimen or boulevard tree. Fibrous & shallow roots - grow well in flooded areas.

PEAR (Ornamental)♣ **KOREAN SUN** [H: 12-18' x S: 12-18' Zone: 4]

Compact ornamental pear tree. Rounded habit with fine textured leaves and striking red-purple fall foliage. White spring flowers.

♣ **REDSPIRE** [H: 30-35' x S: 20-25' Zone: 5]

Shapely, narrow-oval crown with masses of large, pure white flowers in the spring. Thornless and few small fruits. Distinctive bright, gray-green, glabrous foliage and free of leaf diseases. Outstanding yellow, crimson and purple fall color. Distinctly heart-shaped leaves.

PLUM♣ **CISTENA** [H: 6-10' x S: 6-8' Zone: 3] **G**

Small tree grows quickly to a heavy trunked, sturdy tree. Stays smaller than Newport Plum. Dark purple, attractive foliage followed by very fragrant pinkish-white flowers in spring. Ideal for small areas.

POPLAR & COTTON TREE♣ **BROOKS** [H: 50' x S: 35' Zone: 2] **GE**

Fast growing, vigorous, hardy tree. Upright oval growth habit. Alternate, simple, dark shining green, diamond-shaped leaves. Golden yellow fall color. Wide soil adaptation. Does not produce cotton. Good for acreage or large open area. Shade trees, accent planting, street trees.

♣ **LANCELEAF** [H: 45' x S: 20-25' Zone: 3]



Upright rounded tree with dense branching & smooth grayish brown bark that becomes ridged as it matures. Leaves shaped like the head of a spear, shiny green changing to yellow in fall. Hardy to 7,500'.



♣ **NARROWLEAF** [H: 60' x S: 30-40' Zone: 3] **G**

Pyramidal grower with ascending branches & narrow willow-like leaves. The bark is pale green when young, furrowed and gray when old. Prefers moist conditions and does well in high altitudes up to 10,000 feet. Tendency to sucker.



RUSSIAN OLIVE [H: 20-25' x S: 20-25' Zone: 2] **G**

Rounded & irregular shape with silver green to gray-green foliage & yellow fall color. Xeriscape plant. Very hardy with small, fragrant greenish yellow flowers in spring. Attractive, impenetrable hedge. **Drought Tolerant**


SERVICEBERRY♣ **AUTUMN BRILLIANCE** [H: 20-25' x S: 15' Zone: 3] **GE**  

Rounded shape with blue-green, small foliage & brilliant red-orange in fall. Popular tree with white blossoms in spring, followed by showy, sweet purplish-black fruit. Heavily branched; interesting spreading branch pattern. Attractive light gray bark. Own root.  

with showy clusters of small white flowers followed by small red berries that birds love. Best in sun for fruit production. Berries for syrup or wine.

CRABAPPLE♣ **BRANDYWINE** [H: 15-20' x S: 15-20' Zone: 4] **GE**  



Upright, rounded, symmetrical tree, covered with fragrant, double, deep rose-pink blossoms in spring. Attractive, large, dark green foliage with distinct wine-red overcast. Burgundy fall color. 1-1.5" diameter, yellow-green fruit. Disease resistant to mildew & fire blight.

♣ **CINDERELLA** [H: 8' x S: 5' Zone: 4] **G** 

The smallest dwarf crabapple with upright, irregular oval shape. Extremely compact & upright habit. Tiny red buds in spring, white flowers, attractive deeply lobed foliage & abundant gold fruit. Requires no trimming/pruning to maintain its form. Highly sucker resistant, vigorous & hardy.

♣ **ECHTERMEYER WEeping** [H: 15' x S: 15' Zone: 3] **G** 


Attractive, small, weeping ornamental crab. Large purplish-red flowers. New foliage with purplish tinge turns to bronze-green as the leaves mature. 1" purplish-red fruit. Growing in a succession of leaders, the weeping form can be easily maintained. Trunk requires staking for the first few years. Best performance in well-drained soil in full sun.

♣ **HOPA ROSE RED** [H: 25-30' x S: 25-30' Zone: 4] **G**  

Upright shape in youth, broadens at maturity. Very large crab with dark green foliage & prolific bloom with dark purple buds. Single, rose-pink flowers with a white center. 1" bright red fruit, great for fine crabapple jelly.

♣ **KHLEM'S IMPROVED BECHTEL** [H: 20-25' x S: 15-20' Zone: 4] **G**



Rounded, ornamental flowering tree. Fragrant double large flowers in spring. Sparse 2" crabapples in fall. Dark green foliage & good fall color: orange - orange-red. Sandy loam soil. Attractive accent, border/patio plant.

♣ **LISSET ROSE RED** [H: 15-20' x S: 15-20' Zone: 4] **G** 



Rounded, dense shape. Disease resistant. The deepest red flower of all crabapples. Very tidy, well proportioned. Suitable for small garden areas. Purplish to bronze-green leaves & deep red to maroon fruit 1/2 - 1" in diameter.

♣ **PERFECT PURPLE** [H: 25' x S: 12' Zone: 3]



Similar to Royalty, but much more uniform growth.

♣ **PRAIRIFIRE** [H: 20' x S: 20' Zone: 4] **GE**  



Outstanding flowering, tree. In spring, the foliage emerges reddish-maroon maturing to dark green. Red buds open to dark purplish red flowers followed by 3/8-1/2", dark red-purple, persistent fruit. Attractive, glossy, dark red-brown bark. Upright tree matures to a rounded shape. Disease resistant to scab, cedar-apple rust, fire blight and mildew.

♣ **RADIANT** [H: 15-25' x S: 15-20' Zone: 3] **G**  


Very hardy. Compact, symmetrical shape. Single, deep pink flowers & 1/2" bright red fruit. Red purple foliage in youth, aging to green. Reddish - orange bark color.

♣ **ROYAL BEAUTY** [H: 6-8' x S: 10-12' Zone: 3]  



Elegant weeping tree with single, deep reddish-pink flowers and reddish-bronze leaves. The dark red fruit does not gall and is enjoyed by birds. Small tree with all-season appeal. Hardy with excellent disease resistance.

♣ **ROYALTY** [H: 18-20' x S: 15-20' Zone: 3] **G**  

Upright, rounded tree. Outstanding foliage: new growth is reddish turning purplish with a green undercast. Leaves have a bright, varnished appearance & nice purple fall color. Very hardy. Single, dark red flowers. Dark red, 3/4" fruit. Attract birds.



♣ **RUDOLPH RED** [H: 20' x S: 15-20' Zone: 4] 

Uniform & somewhat upright. Hardy flowering crab with bronzy green foliage. Showy red flowers in spring. Fast grower. Orange-yellow fruit attracts birds.

♣ **SPRING SNOW WHITE** [H: 25-30' x S: 15-20' Zone: 4] **GE**  

Rounded shape with bright green, shiny foliage. Good heat tolerance. Completely covered with pink buds that open to very fragrant white flowers in spring. **Fruitless Crab**. Disease resistant to mildew and fire blight and somewhat resistant to cedar-apple rust.

Crabapple continued . . .

♣ **THUNDERCHILD** [H: 15-20' x S: 15-20' Zone: 3] **GE**  
Compact, upright, spreading tree with deep purple foliage. Single delicate pink flowers that appear before the foliage. The foliage not as shiny as Royalty. Attractive dark purple ornamental fruit (½") lasts through the winter for birds. Very resistant to fireblight.



ELM



♣ **BRANDON** [H: 45' x S: 30' Zone: 4] Drought tolerant
Fast growing shade tree. Compact selection of American Elm. Graceful vase shaped canopy with glossy toothed foliage. Rich gold fall color. Prefers well-drained soil.

FLOWERING CHERRY (See also Chokecherry)

♣ **MERLOT BIRD** [H: 25-30' x S: 15-20' Zone: 2] **G**
Upright, oval tree with a straight central leader. 4" long white flower clusters; merlot red fruit. Green leaves mature to deep purple. Non-suckering. Needs good drainage.

HAWTHORN

♣ **CORKSPUR THORNLESS** [H: 18-25' x S: 16-25' Zone: 4] **GC**
Vigorous small ornamental tree, free from rust. Rounded, spreading tree with leathery deep green, glossy foliage. Orange/rusty orange fall color. Small, white flowers in 2" clusters in June. Bright red fruit in fall.  

♣ **CRIMSON CLOUD** [H: 25' x S: 18' Zone: 4] **G**  
Rounded, thornless tree with green foliage. Large single bright red flowers with a star-shaped white area in the center. Resistant to leaf spot diseases. A second colorful display in fall with glossy red fruit that persists into winter. Attracts birds.

♣ **PAUL'S SCARLET** [H: 15-20' x S: 15-20' Zone: 4] **G**
Rounded shape. Double scarlet flowers; the most showy of all the Hawthorns. Thornless. Scarlet, ¼" fruit. Coppery-red fall color.

♣ **TOBA** [H: 12-15' x S: 12' Zone: 3] **G**
Upright, rounded shape. Hardier than some of the other Hawthorns. Fragrant, large double white flowers turning to pink. Glossy foliage not subject to leaf spot defoliation in summer. Red fruits ½" in diameter. Interesting twisted trunk.

HONEYLOCUST



♣ **SKYLINE** [H: 45-55' x S: 30-35' Zone: 4] **G**
A broad, pyramidal, well-shaped form with dark green foliage & golden-yellow in fall. Thornless & essentially fruitless, a valuable tree for light, filtered shade. Vigorous grower. Drought tolerant.


♣ **SUNBURST** [H: 40' x S: 25-30' Zone: 4] **G**
Irregularly rounded growth habit. Foliage emerges a bright golden-bronze and fades to green at maturity. Golden-yellow foliage in fall. Thornless & seedless. Great for light, filtered shade.

LARCH

♣ **WEeping** [H x S: Variable Zone: 3] **G**
Mid-sized tree with luminous, fresh, lime-green foliage. Pendulous habit, staked to desired height & allowed to graceful cascade. A glow of yellow in the fall before needles drop. Colorful seasonal change, a refreshing contrast to evergreens. With age, branching divides & spreads, almost animal-like character. Prefers a moist soil in the summer.

LILAC

♣ **CHINA SNOW** [H: 25' x S: 20' Zone: 4]  
Upright habit with large, fragrant, creamy-white flowers in June. Deep green, semi-glossy foliage. ¾" capsule, blunt at apex, shortly after flowers. Copper-colored & exfoliating bark. Attracts bees, butterflies and/or birds.



♣ **IVORY PILLAR** [H: 15-20' x S: 12-15' Zone: 3] 
Japanese tree lilac. Oval-shaped small tree. Dark green foliage. Large 5-6" clusters of small, fragrant, creamy-white flowers in early summer. Bark, quite dark with noticeable white lenticels, resembles bark of cherry trees.

LINDEN

♣ **MONGLIAN** [H: 30-40' x S: 25' Zone: 3]
Rare plant with contorted habit offers uniqueness to a landscape. Me-

dium-sized tree with exfoliating bark & consistent striking yellow fall color. Hardy & resistant to sunscald & leaf spot.

LOCUST

♣ **PURPLE ROBE** [H: 50' x S: 30' Zone: 3]  
Ascending, open shaped beautiful globe Locust with dark rose-pink flowers & foliage that emerges a bronzy red before turning a bronzy green for the summer. Yellowish fall color. Drought tolerant.

MAPLE

♣ **AMUR** [H: 15-20' x S: 15-20' Zone: 3] **GE**
Rounded tree. Medium green foliage turns yellow red in fall. Graceful small tree with an overall, irregular head. Spreading, slender branches. Extremely hardy. Xeriscape plant. Delicate leaves. Adapts to most soil conditions.

♣ **AUTUMN BLAZE** [H: 50-55' x S: 40' Zone: 4] **GE**
Dense oval head with ascending branches. Rich green deeply lobed foliage & beautiful orange-red in fall. Very popular Maple. Hardier than most of the *Acer rubrum* cultivars. The fastest growing maple. Adaptable to both dry & moist soils. Own root.

♣ **AUTUMN RADIANCE RED** [H: 40-50' x S: 40-50' Zone: 4] **G**
Upright tree, broadly rounded with age. Vibrant red new foliage turns dark green in summer and brilliant red-orange in fall. Smooth light gray bark becomes deeply ridged with age. Strong branching & extremely tolerant of dry conditions. Moderate growth rate.

♣ **EMERALD LUSTRE** [H: 45-55' x S: 45-55' Zone: 3] **GE**
Fast growing shade tree, very hardy. Round, oval crown with outstanding branching habit. Glossy green leaves turn golden yellow in fall. Does well in all except wet soils. Leaves emerge in spring with red tips.

♣ **FIREGLOW** [H: 12-15' x S: 6-8' Zone: 4] **G**
Upright, vase shaped. Impressive, vigorous, reliable maple with eye-catching, fluorescent red color when the sun goes through the leaves. Purple red, suffused with green in early fall. Does well in hot, sunny conditions. The best small red maple provides winter interest.

♣ **GREEN MTN. SUGAR** [H: 50-75' x S: 40-50' Zone: 4-7] **G**
Upright, oval tree with dark green waxy leaves retain their color in dry & windy summer areas. Orange-scarlet fall color. One of the hardiest sugar maples; excellent heat tolerance; performs well in dry restricted sites. Drought Tolerant.

♣ **HOT WINGS TATARIAN** [H: 20-25' x S: 18-20' Zone: 3]
Graceful, upright, spreading tree. Dark green foliage turns yellow to red in the fall. Tolerant to dry conditions.

♣ **JAPANESE RED** [H: 20' x S: 20' Zone: 5] **GE**
Rounded, small ornamental tree with very attractive green to purple cut leaves. Brilliant red fall color. Prefers a moist yet well-drained soil, high in organic matter. Protect from winter injury.

♣ **KASAGIYAMA** [H: 15-20' x S: 12-15' Zone: 5] **GE**
Very nice Japanese maple with a unique shade of bright brick-red & prominently contrasting veins of very dark red black. One of the best variegated compact forms of Jap. Maple. Good fall color. Deer resistant.

♣ **NORTHWOOD** [H: 50' x S: 35' Zone: 3] **G**
Very hardy. Rounded to oval shape with ascending branches at approx. a 45 degree angle. Dark green foliage & red in fall. Needs moist, well drained, slightly acid soils for optimum growth.

♣ **ROCKY MTN. NATIVE** [H: 10-20' x S: 10-15' Zone: 4] **G**
Small tree or large shrub. Smooth ashy-gray branches. Five-lobed, dark green leaves. Rich yellow with rose highlights in fall. Winged seeds turn green to rose during summer.

♣ **ROYAL RED** [H: 35-40' x S: 25' Zone: 4] **G**
Bright red, glossy foliage. Excellent maroon red foliage all summer. Straight trunk with a well shaped head. Slow growing tree providing dense shade.

♣ **SUGAR** [H: 55' x S: 30' Zone: 3] **G**
Upright oval to rounded shape with medium green foliage. Orange, red & scarlet fall color. Slow to medium in growth rate. Very hardy. Prefers rich, well-drained soil. Tolerates shade. Do not plant in confined areas or where salt is a problem